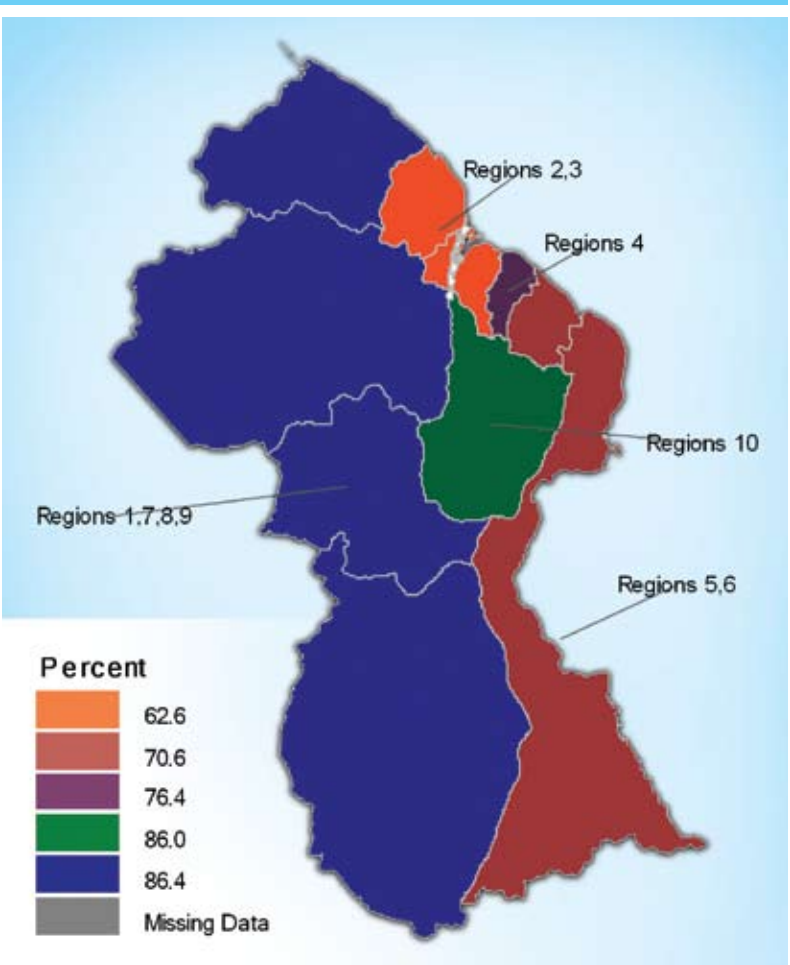


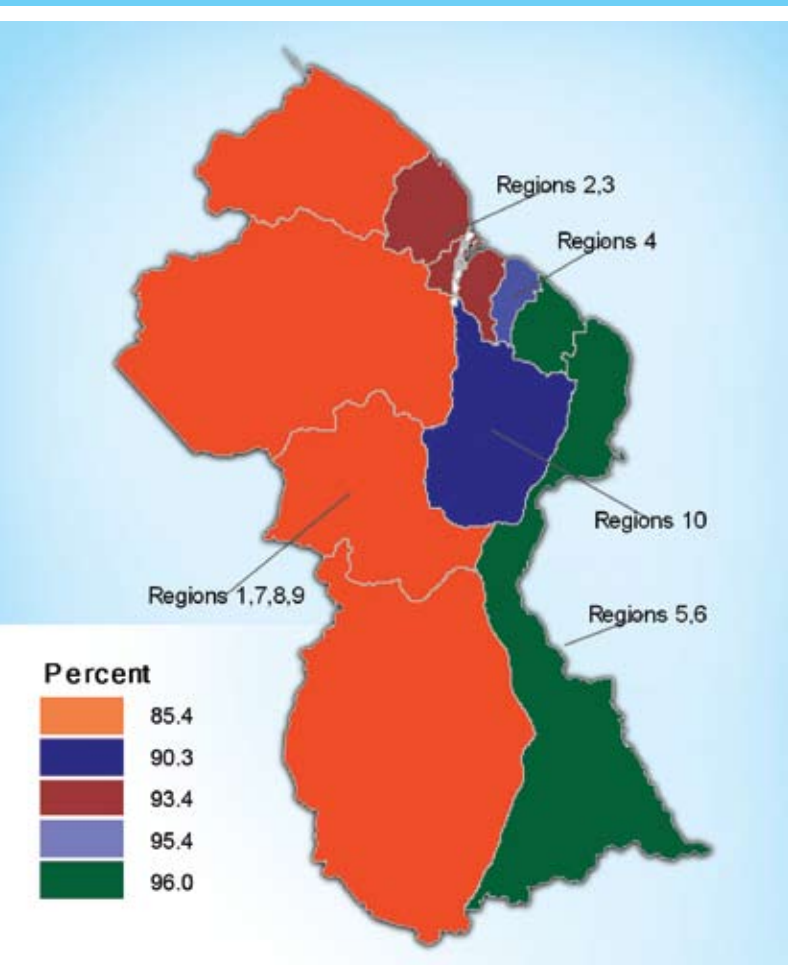
CHILD PROTECTION

Guyana 2006 Multiple Indicator Cluster Survey (MICS)

CHILDREN AGED 2-14 YEARS
SUBJECTED TO ANY
PSYCHOLOGICAL OR
PHYSICAL PUNISHMENT



PERCENT DISTRIBUTION OF
CHILDREN AGED 0-59 MONTHS
WHOSE BIRTH IS REGISTERED

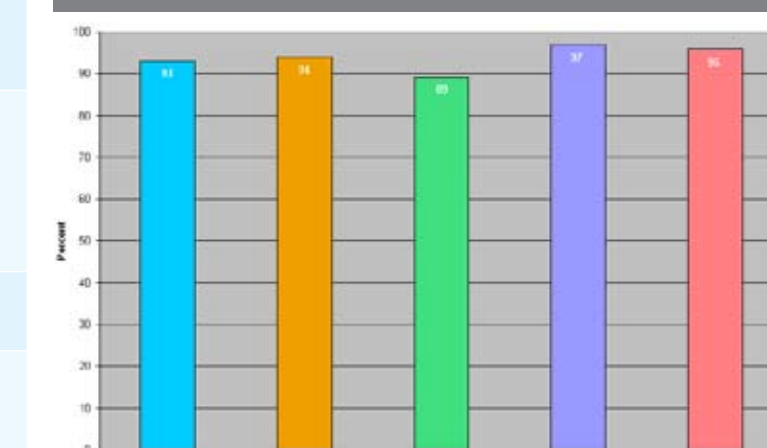


TOPIC	INDICATOR	URBAN COASTAL	RURAL COASTAL	INTERIOR	TOTAL
Birth registration	Birth registration (0-59 months of age)	95.9	94.5	85.7	93.3
Child labour	Child labour: 28 hours of domestic work or at least 1 hour (aged 5-11) or 14 hours (aged 12-14) of economic work per week	9.0	14.9	36.1	16.4
	Any psychological/physical punishment	72.4	71.9	87.0	73.8
Child discipline	Hit or slapped on face, head or ear OR repeatedly hit with an object	13.4	16.1	17.5	15.5
	Shook/spanked/hit /slapped on bottom OR hit with an object	59.1	54.6	73.6	58.1
	Verbally abused OR called names by mother/ caretaker	58.6	61.7	76.8	62.6
	Living with both parents	46.9	65.3	72.4	61.6
Support to orphaned children	Living with mother and father is alive	33.1	17.2	13.7	20.8
	Living with mother and father is dead	3.6	2.6	1.5	2.7
	Not living with a biological parent	10.9	10.0	9.5	10.2
	One or both parents is dead	6.9	5.9	4.4	5.9
Early marriage	Young women (15-49 years old) married/in union before age 15	3.1	5.1	6.3	4.6
	Young women (20-49 years old) married/in union before age 18	15.0	23.8	27.1	21.4
Spousal age difference	Women age 20-24 whose husband/partner is 10 or more years older	14.6	17.2	24.6	17.6
Domestic violence	Believe husband is justified in beating his wife/partner	7.7	19.8	38.6	17.9

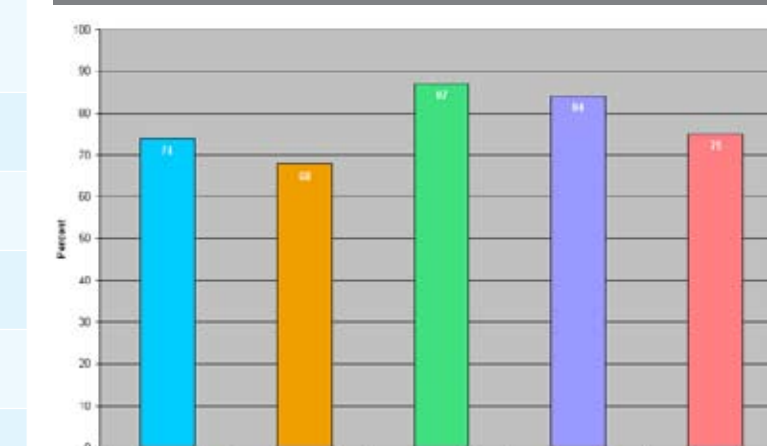
All values are percentages and relate to women 15-49 years of age unless otherwise indicated.



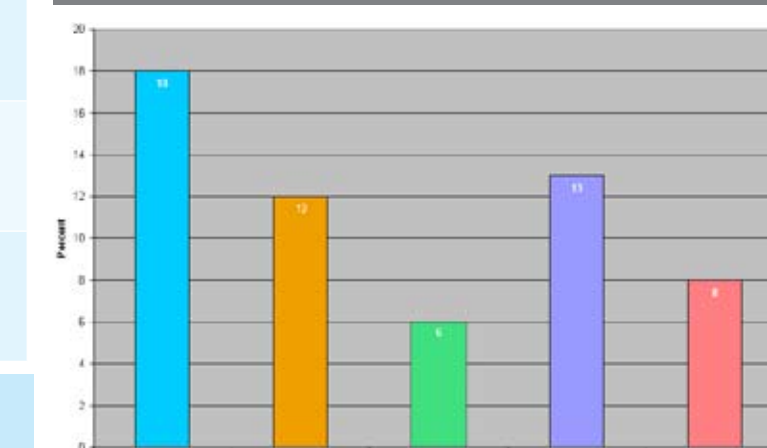
BIRTH REGISTRATION
CHILDREN 0-59 MONTHS



CHILDREN 2-14 YEARS SUBJECTED
TO ANY PSYCHOLOGICAL OR PHYSICAL
PUNISHMENT



WOMEN 15-49 YEARS WHO BELIEVE
THEIR HUSBAND/PARTNER IS JUSTIFIED
IN BEATING HIS WIFE/PARTNER



KEY

