



BELIZE Multiple Indicator Cluster Survey 2015

Key Findings
August, 2016



 MICS





BELIZE

Multiple Indicator

Cluster Survey

2015

Key Findings
August, 2016

Introduction

The Belize Multiple Indicator Cluster Survey (MICS) was carried out in 2015-2016 by Statistical Institute of Belize in collaboration with The Government of Belize and UNICEF, as part of the global MICS programme.

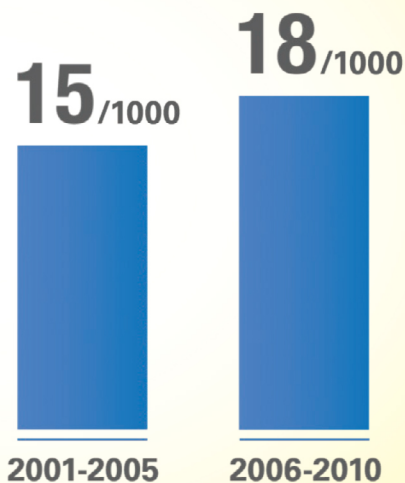
Technical support was provided by the United Nations Children's Fund (UNICEF) and UNDP and the Office of the UN Resident Coordinator.

The global MICS programme was developed by UNICEF in the 1990s as an international household survey programme to collect internationally comparable data on a wide range of indicators on the situation of children and women. MICS surveys measure key indicators that allow countries to generate data for use in policies and programmes, setting the baseline for the Sustainable Development Goals (SDGs) and other internationally agreed upon commitments.

The objective of this report is to facilitate the timely dissemination and use of results from the Belize MICS5 prior to the release of full tables and the final survey report that will contain detailed information on all survey findings by various demographic, social, economic and cultural characteristics.

For more information on indicators and the analysis conducted in the full final report please go to mics.unicef.org and childinfo.org.

Infant Mortality



Breastfeeding Under 6 Months



Exclusive
breastfeeding

33%



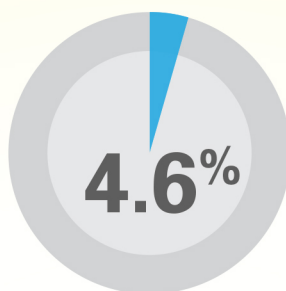
Predominant
breastfeeding

50%

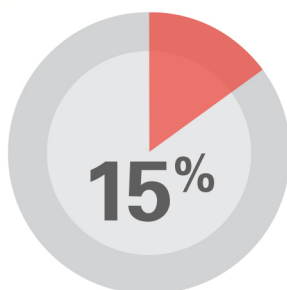


Nutrition

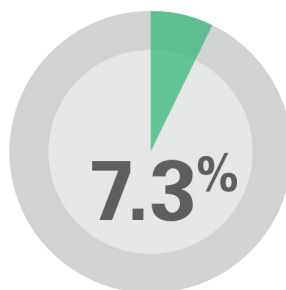
Underweight



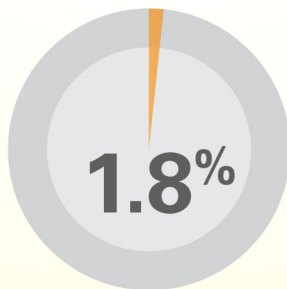
Stunting



Overweight

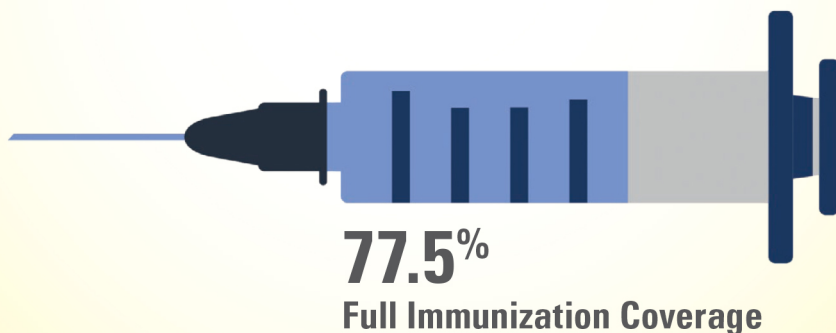


Wasting



Child Health

Vaccinations and Immunization Coverage

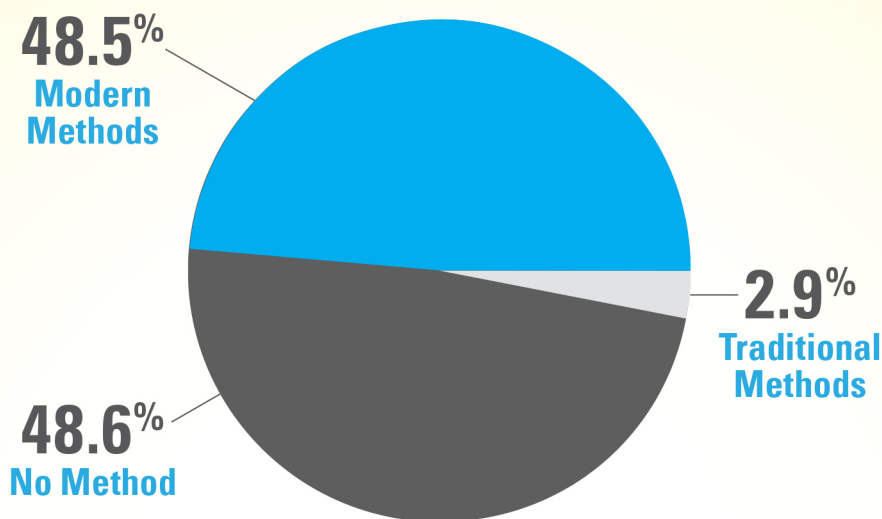


Water & Sanitation

Households without soap
or cleaning products

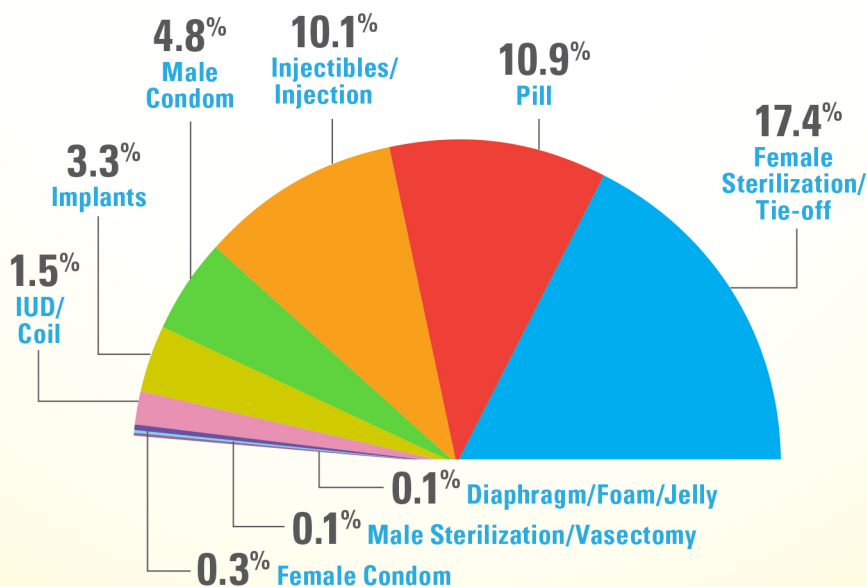
17%

Use of Contraceptives



Use of Contraceptives

Modern Methods



Child Development

Mother's support

68%



Attendance to early childhood education

55%

Father's support

24%



Literacy & Education

Primary School Attendance

96%

Boys

97%

Girls



Secondary School Attendance

57%

Boys

63%

Girls

Child Protection



48%
Physical Punishment


52%
Psychological Aggression

65%
Any Violent Discipline

26%
Only Non-Violent Discipline


HIV/AIDS & Sexual Behaviour

Sexually active young people who
have been tested for HIV and know the results



Exposure to Mass Media

26%
Women



28%
Men



People age 15-49 years who,
at least once a week,
access mass media

Use of ICT

64%
Women



69%
Men




People age 15-24 years who,
used a computer during
the last 12 months

Perception of a Better Life

Women

age 15-24
years whose
life improved
during the last
one year, and
who expect
that their life
will be better
after one year

75%




Perception of a Better Life

Men

age 15-24
years whose
life improved
during the last
one year, and
who expect
that their life
will be better
after one year

72%



Tobacco Use

People age 15-49 years who smoked cigarettes or used tobacco products during the last one month



Alcohol Use

People age 15-49 years who had at least one alcoholic drink during the last one month

MICS

