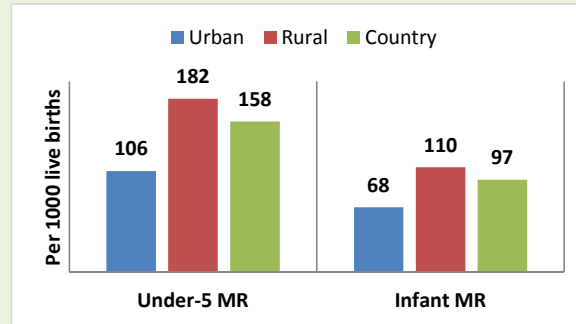
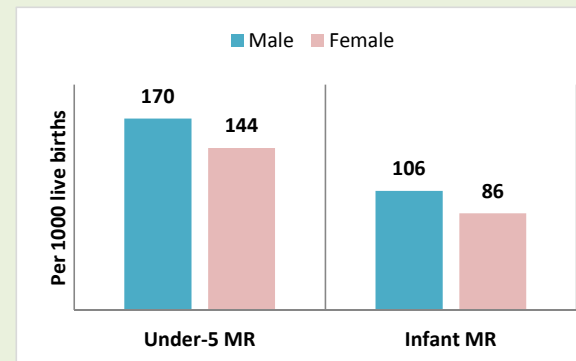


Child Mortality

Under-5 Mortality Rates (MR) and Infant Mortality Rates (refer to mid-2006), by residence

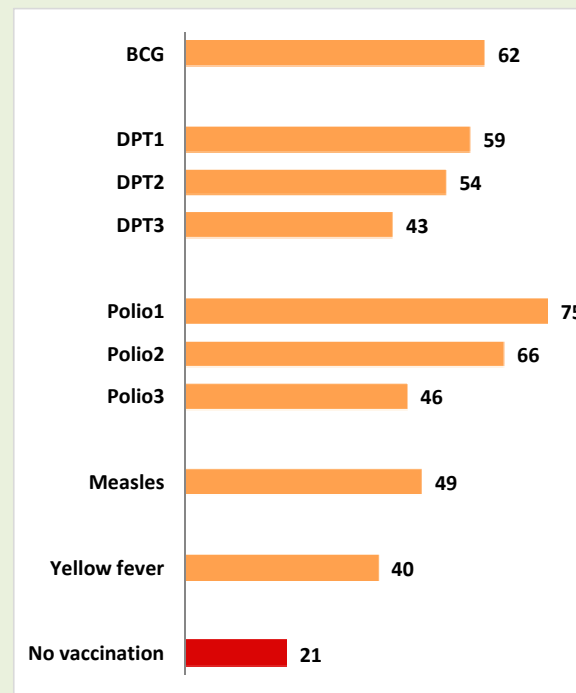


Under-5 MR and Infant MR, by gender



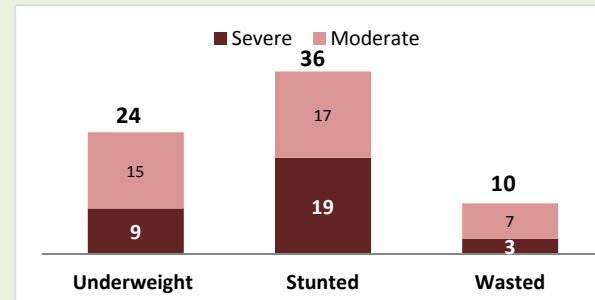
Child immunization

Percentage of children age 12-23 months who received the recommended vaccinations by 12 months



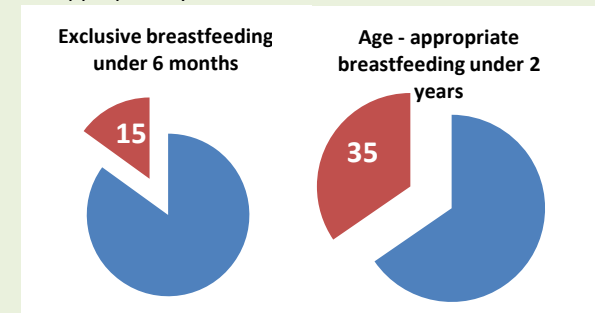
Nutrition Status

Percentage of children under 5 who are underweight, stunted and wasted



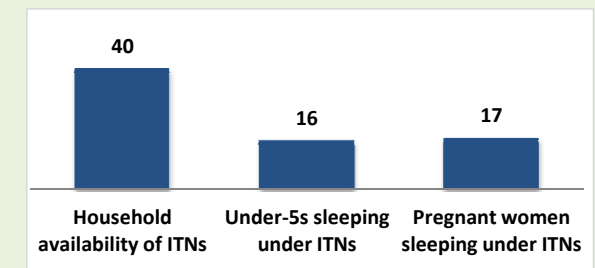
Breastfeeding

Percentage of children under 6 months who are exclusively breastfed and percentage of children under 2 years who are appropriately breastfed

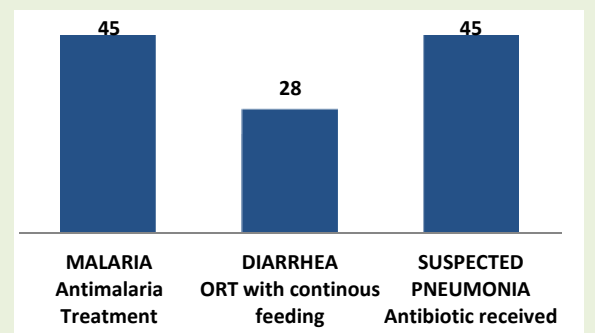


Malaria and care of illness

Percentage of households with at least one ITN, percentage of children under age 5 & percentage of pregnant women who sleep under ITNs

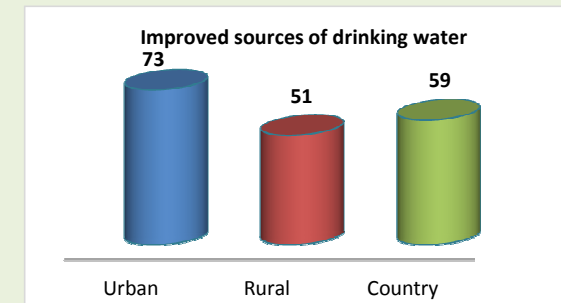


Percentage of children under age 5 who received appropriate treatment for their illness

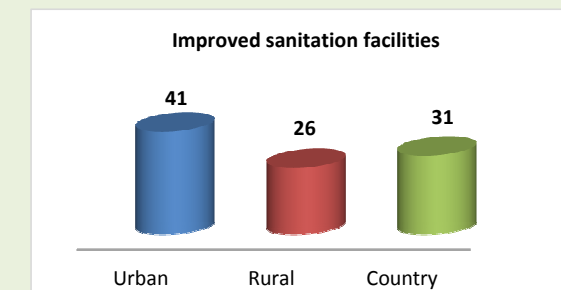


Water and Sanitation

Percentage of household members using improved sources of drinking water by residence

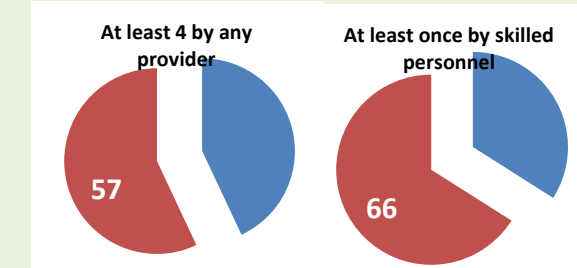


Percentage of household members using improved sanitation facilities (not shared) by residence

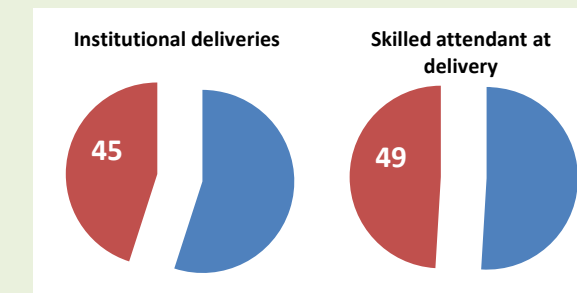


Reproductive health

Percentage of women who gave birth in the last 2 years who did appropriate antenatal care visit during their pregnancy

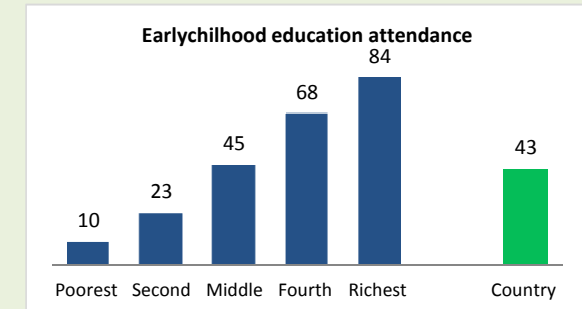


Percentage of women who gave birth in the last 2 years who had appropriate conditions during delivery

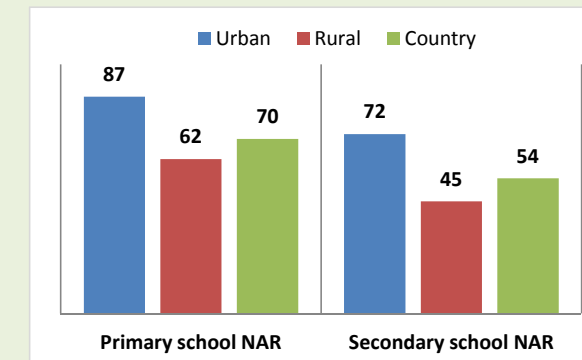


Education

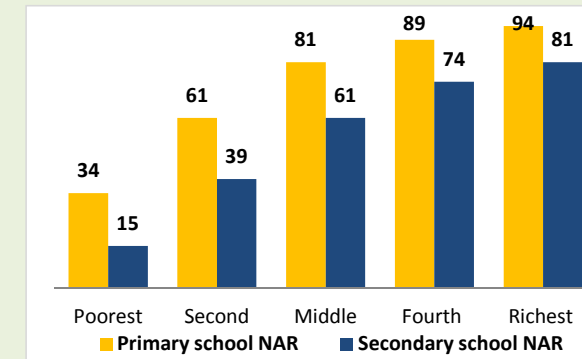
Percentage of children age 36-59 months who are currently attending earlychildhood education by wealth quintiles



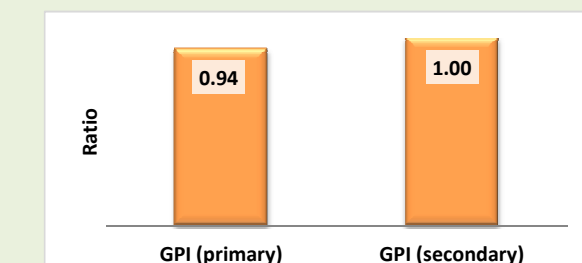
Ajusted Primary and Secondary school Net Attendance Rates (NAR) by residence



Ajusted Primary and Secondary school NAR by wealth quintiles

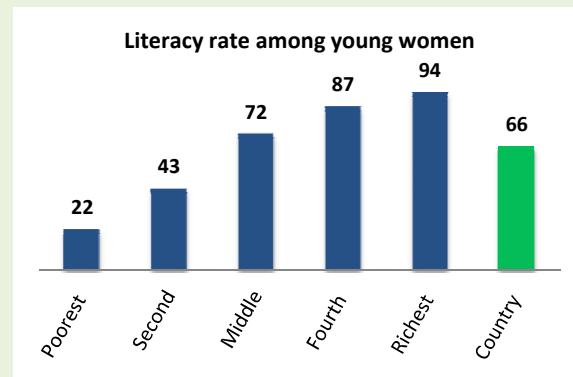


Gender Parity Index (GPI) in primary and secondary school



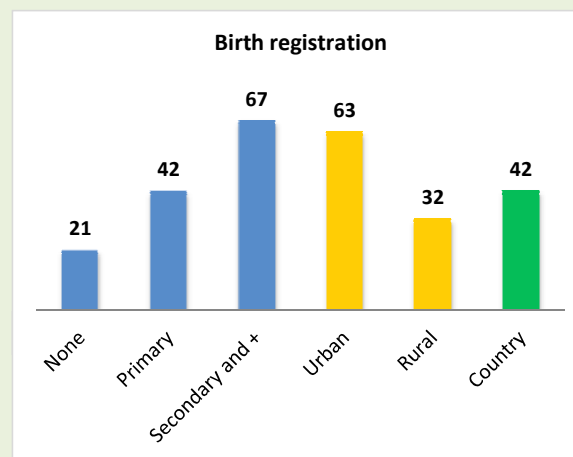
Literacy

Literacy rates among young women age 15-24 years by wealth quintiles

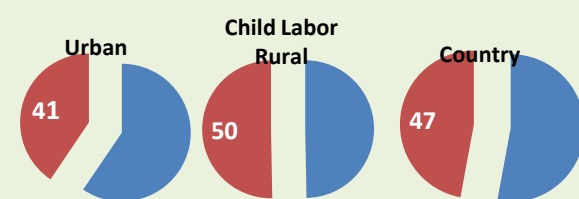


Child protection

Percentage of children under 5 whose birth has been registered by mother education and residence

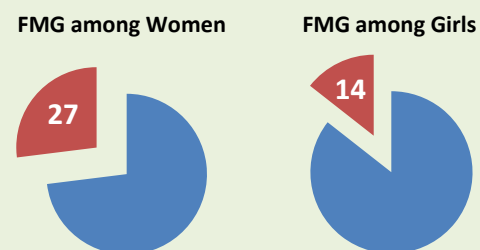


Percentage of children age 5-14 involved in child labor



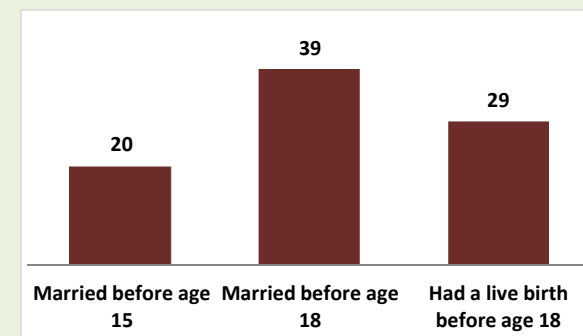
Female Genital Mutilation (FMG)

Prevalence of Female Genital Mutilation among women and girls



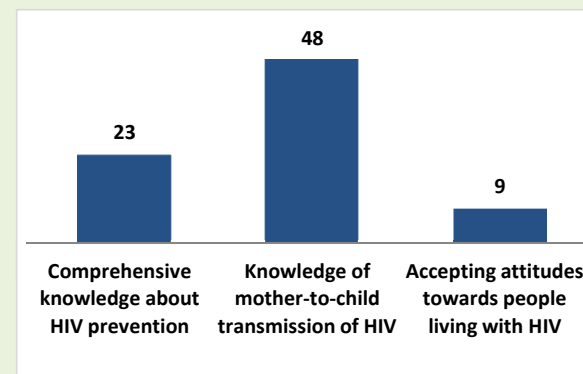
Early marriage and early childbearing

Percentage of women age 20-24 years who were married before age 15 and before age 18, and percentage who had given birth before age 18

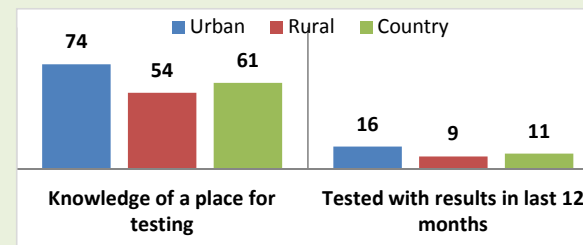


HIV/AIDS

Percentage of women who have a comprehensive knowledge about HIV prevention, who know mother-to-child HIV transmission, and percentage who have accepting attitudes towards people living with HIV

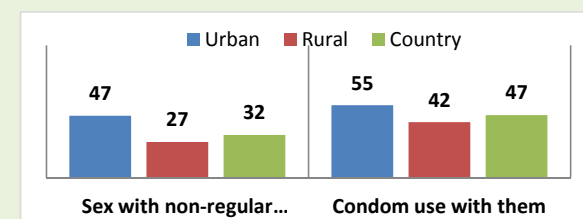


Percentage of women who know a place to be tested for HIV and percentage who have been tested and told the results in the last 12 months



Sexual Behaviour

Percentage of young women (15-24) who had had sex with non regular partners (in last 12 months) and among those percentage who have used condom



The Nigeria Multiple Indicator Cluster Survey (MICS) was carried out in 2011 by the National Bureau of Statistics. Financial and technical support was provided by the United Nations Children's Fund (UNICEF), United Nations Population Fund (UNFPA) and the Government of Nigeria through the National Bureau of Statistics.

MICS is an international household survey programme developed by UNICEF. The Nigeria MICS was conducted as part of the fourth global round of MICS surveys (MICS4). MICS provides up-to-date information on the situation of children and women and measures key indicators that allow countries to monitor progress towards the Millennium Development Goals (MDGs) and other internationally agreed upon commitments.

The sample for the 2011 Nigeria Multiple Indicator Cluster Survey (MICS4) was designed to provide estimates for a large number of indicators on the situation of children and women at the national level, for urban and rural areas, and for the 36 states of the Federation and the Federal Capital Territory as well as for the six geo-political zones of Nigeria.

The data collection took place between February and March 2011 and in a sample of 29,151 households. A total of 29,077 households were successfully interviewed thereby yielding household response rate of 97.7 percent.

Additional information on the global MICS project may be obtained from www.childinfo.org.

For further enquiries, please contact:-

The Statistician-General of the Federation
National Bureau of Statistics,
Plot 762, Independence Avenue, Central Business District
Abuja.

Nigeria



Monitoring the situation of children and women

Multiple Indicator Cluster Survey 2011

FACT SHEET



Federal Republic of Nigeria



National Bureau of Statistics



United Nations Population Fund



United Nations Children's Fund

