

MONITORING THE SITUATION OF CHILDREN AND WOMEN

2014 MULTIPLE INDICATOR CLUSTER SURVEY
STATE OF PALESTINE
SELECTED INDICATORS



Palestinian Central
Bureau of Statistics



The Palestinian Central Bureau of Statistics and Ministry of Health, with technical and financial support from UNICEF and UNFPA, carried out the fifth round of the Palestinian Multiple Indicators Cluster Survey (PMICS).

PMICS is part of the global MICS programme. It aims at providing data on progress towards the established goals in the Millennium Declaration and contributing to the improvement of data and monitoring systems in the State of Palestine. Carried out between March and April 2014, the survey covered more than 11,000 households across the country, including East Jerusalem. This booklet provides preliminary data and results of key indicators, reflecting the situation of children and women.

1

CHILD SURVIVAL



INFANT MORTALITY RATE (IMR)*



For every 1,000 children born alive, 18 (close to 2%) are dying before reaching their first birthday.




Probability of dying between birth and the first birthday, expressed per 1,000 live births.

2


CHILD SURVIVAL



UNDER FIVE MORTALITY RATE (U5MR)*




For every 1,000 children born alive, 22 (close to 2%) are dying between birth and the fifth birthday.



WEST BANK



GAZA STRIP


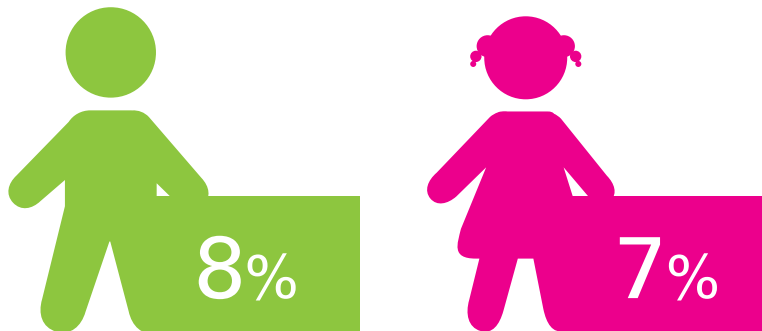
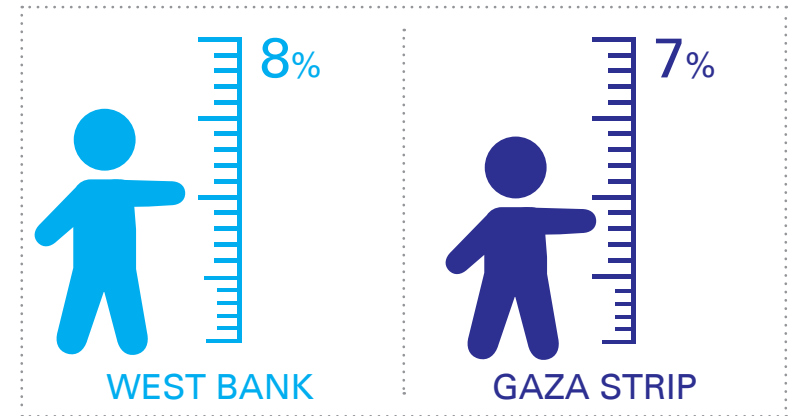


Probability of dying between birth and the fifth birthday, expressed per 1,000 live births.

3

HEALTH & NUTRITION

STUNTING PREVALENCE*



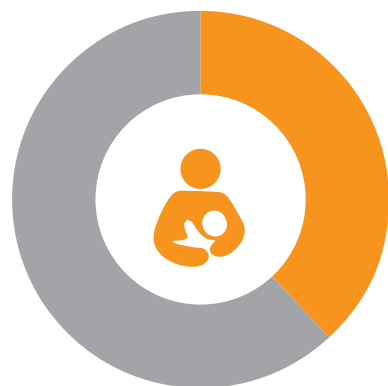
Percentage of children under age 5 who fall below minus two standard deviations of the median height for age of the WHO standard (moderate and severe).

4

HEALTH & NUTRITION



EXCLUSIVE BREASTFEEDING*



39%

of children less than 6 months old were exclusively breastfed.



41%

WEST BANK



36%

GAZA STRIP



39%



38%



URBAN

38%



RURAL

41%



CAMPS

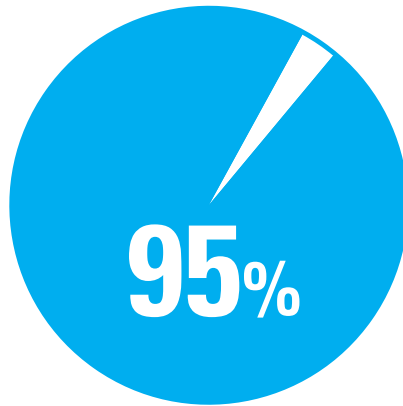
39%




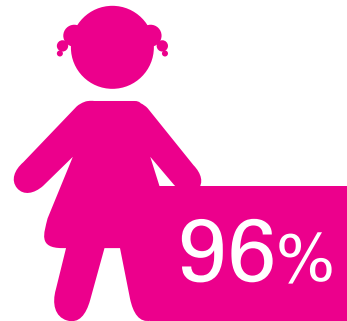
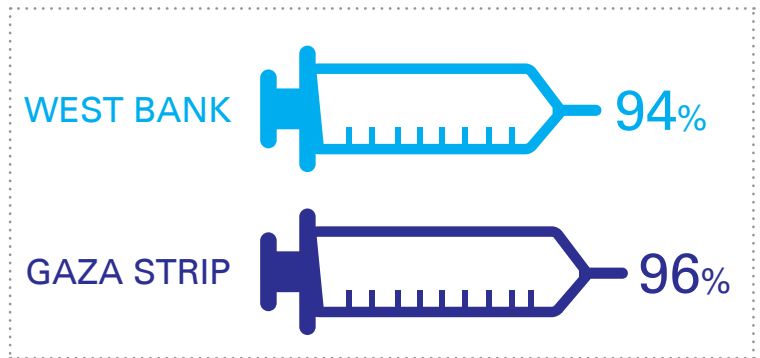
Infants under 6 months of age who received breastmilk, and did not receive any other fluids or foods, with the exception of oral rehydration solution, vitamins, mineral supplements and medicines.

HEALTH & NUTRITION

IMMUNIZATION COVERAGE*




of children 24-35 months of age were fully vaccinated against preventable childhood diseases at any time.



Percentage of children aged 24-35 months received all vaccinations at any time before the survey (measles by second birthday), as recommended by the national immunization schedule. Full immunization includes the following vaccines: BCG, Hep.B1, IPV1, IPV2, Penta1, Penta2, Penta3, Polio1, Polio2, Polio3, by 12 months of age, and one dose of measles vaccine (administered as MMR1), by age of 24 months.



IMMUNIZATION COVERAGE*



90%



of children 24-35 months
of age were fully vaccinated
against preventable childhood
diseases by their first birthday.

WEST BANK

90%

GAZA STRIP

90%



Percentage of children aged 24-35 months received all vaccinations by their first birthday (measles by second birthday), as recommended by the national immunization schedule. Full immunization includes the following vaccines: BCG, Hep.B1, IPV1, IPV2, Penta1, Penta2, Penta3, Polio1, Polio2, Polio3, by 12 months of age, and one dose of measles vaccine (administered as MMR1), by age of 24 months.

7

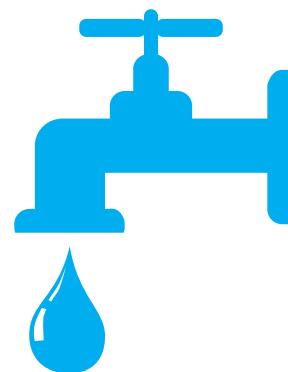
DRINKING WATER



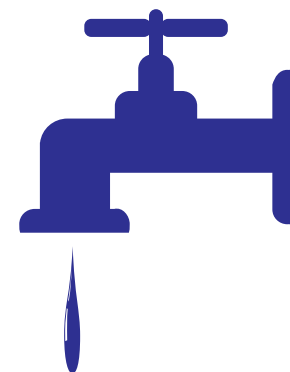
USE OF IMPROVED DRINKING WATER*



3 in 5 people (62%) use improved drinking water.



WEST BANK 97%




GAZA STRIP 10%



URBAN
58%



RURAL
87%



CAMPS
42%



Improved sources includes: Piped into dwelling; piped into compound, yard or plot; public tap / standpipe; tube well; borehole; protected well; protected spring; rainwater collection; and bottled water.

8

SANITATION



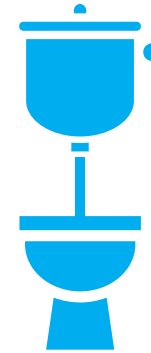
USE OF IMPROVED SANITATION*



99%

Of household members use improved sanitation facilities.

99%



WEST BANK

98%



GAZA STRIP



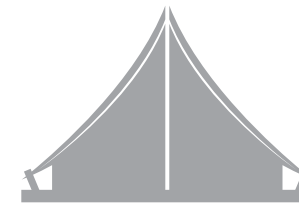
URBAN

99%



RURAL

99%



CAMPS

98%



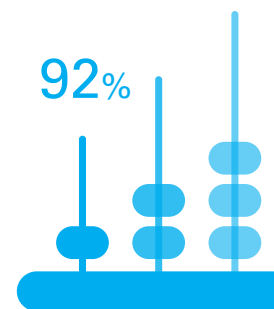
Improved sanitation facilities include: Flush to piped sewer system; flush to cesspit; and flush to pit , but not shared.



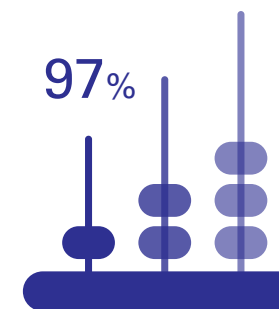
SCHOOL READINESS*



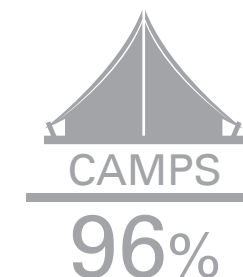


of children attending first grade of basic education had attended preschool education programmes.



WEST BANK



GAZA STRIP



Percentage of children attending first grade of basic education who had attended preschool education programmes in the previous year of the survey.

10

EDUCATION

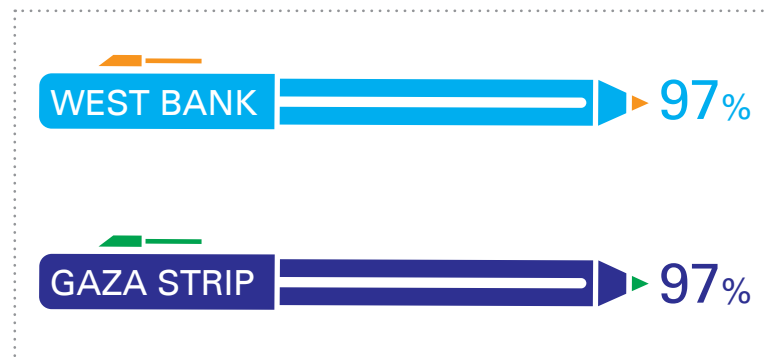


BASIC SCHOOL NET ATTENDANCE RATIO*



97%

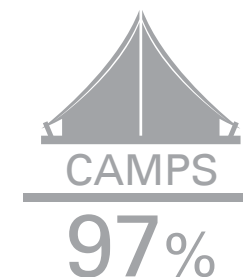

of children are enrolled in
basic education (grades 1-10).



95%



98%




Percentage of children of entry school age who are currently attending basic or secondary education.

11


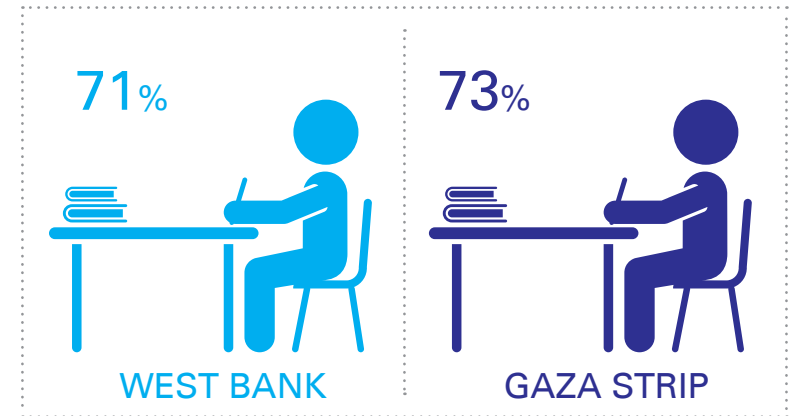
EDUCATION



SECONDARY SCHOOL NET ATTENDANCE RATIO*




7 in 10 children (72%) are enrolled in secondary school (grades 11-12).



Percentage of children of secondary school age who are currently attending secondary school or higher.



ADOLESCENT FERTILITY RATE*



48 live births per 1,000 adolescent mothers (15-19 years).

WEST BANK



35 per 1,000 adolescent mothers

GAZA STRIP



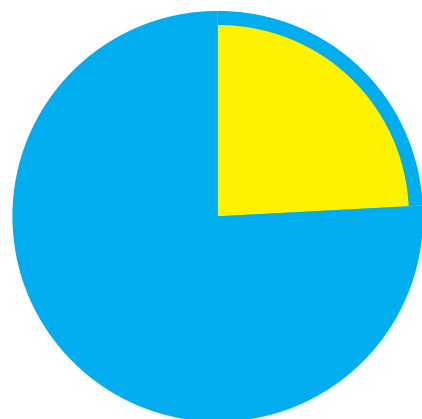
66 per 1,000 adolescent mothers



Number of live births per 1,000 women aged 15-19 years, to the average number of women aged 15-19 years.



CHILD MARRIAGE*



24%
of women age
20-49 years were
married before age 18.

WEST BANK

21%

GAZA STRIP

29%



URBAN
25%



RURAL
19%



CAMPS
25%



Percentage of women aged 20-49 years who were first married before age 18.

14

CHILD PROTECTION



CHILD DISCIPLINE*



92%
of children age 1-14
years experienced
psychological aggression
or physical punishment.

WEST BANK

89%

GAZA STRIP

95%



Physical Punishment

Other 50%

Severe 23%



psychological aggression

88%



Only non-violent discipline

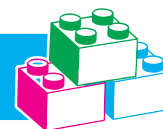
6%




Percentage of children aged 1-14 years who experienced psychological aggression or physical punishment during the month prior to the survey.

15


CHILD DEVELOPMENT



ATTENDANCE TO EARLY CHILDHOOD EDUCATION*




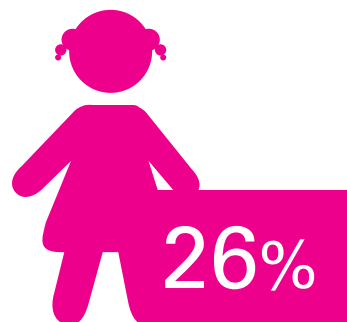
Only 1 in 4 (26%) children aged 3-5 years attend early childhood education programmes.



WEST BANK



GAZA STRIP



Percentage of children aged 36-59 months who are attending a pre-school education programme (early childhood education programme).



CHILD DEVELOPMENT INDEX



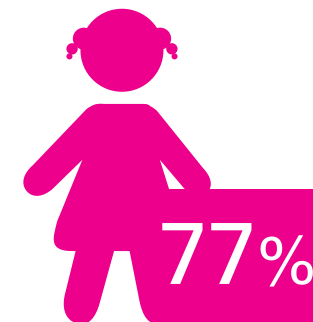
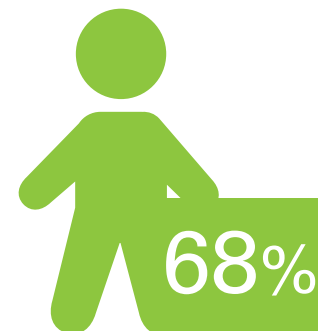
72% of children age 36-59 months are developmentally on track in at least three of the four domains: literacy-numeracy, physical, social-emotional, and learning.

WEST BANK

76%

GAZA STRIP

68%



Children are developmentally on track if:

Domains

Literacy-numeracy 22%

At least two of these are true: the child can identify/name at least ten letters of the alphabets, whether he/she can read at least four simple popular words, and whether he/she know the name and recognize the symbols of all numbers from 1 to 10.

Physical 96%

The child can pick up a small object with two fingers, such as a stick or a rock from the ground, and/or the mother/caretaker does not indicate that the child is sometimes too sick to play.

Social-Emotional 71%

At least two of the following are true: the child gets along well with other children; the child does not kick, bite, or hit other children; and the child does not get distracted easily.

Learning 92%

The child follows simple directions on how to do something correctly, and/or when given something to do, and is able to do it independently.



